



# A GUIDE FOR NEW MANAGERS



**MICRO PROSE®**

Congratulations. You have been selected to manage a new “Open Wheel Championship” team.

This role brings with it a list of expectations from your team’s board of directors.

- 1) Ensure your team has money in the bank.
- 2) Ensure you have hired all key personnel by the start of each season.

Failing to do the above may result in your dismissal, though I have heard that the board may bail you out once if you have a cash flow shortage.

Whilst the above requirements are the bare minimum for you to progress through each season it is important to hire well and improve your cars performance to ensure you raise the funds needed to meet these objectives each season.

Whilst the board may not mention it out loud, they have confidence that you can lead a team to win the *Open Wheel Championship*.

This guide will not give you all the answers to the choices ahead, those you will have to make on your own, but it will give you all the knowledge required to manage a team.

Welcome aboard *Open Wheel Manager* (OWM).



Frank Jones  
CEO of OWC  
Open Wheel Managers Organisation

## Photosensitive Seizure Warning

A small percentage of people are prone to photosensitive seizures (e.g. epilepsy), even if they have no previous history of such. If you suffer from altered vision, eye or face spasms, lightheadedness, loss of consciousness, disorientation or convulsions, you should immediately stop playing and consult a doctor.

Regardless, as a general precaution, sit as far from the screen as is comfortable, only play in well-lit conditions, don’t play while tired, and take regular breaks from play.

## Basic interaction

*Open Wheel Manager* (OWM) requires the usage of a keyboard and mouse.

Throughout this guide we will use some common terms that reflect common inputs with these devices.

### Click:

This refers to pressing the left mouse button.

### Scroll:

This refers to the action of using the mouse wheel to scroll through a list that contains information that extends beyond its current frame.

### Type:

This refers to typing on the keyboard, and usually will be available when enter text into a text field within the game.

### Press:

For example, *Press the ‘1’ key*, this signifies that the 1 key on the keyboard is to be pressed.



NEW GAME

LOAD GAME

PREFERENCES

QUIT

## Start Screen

When you first start *Open Wheel Manager* you will be greeted with the following options:

*NEW GAME*: Click this option to start a new game.

*LOAD GAME*: Click this option to load a previously saved game.

*PREFERENCES*: Click this option to open the settings menu.

*QUIT*: Click on this option to exit OWM.



## PREFERENCES

Language

English

1-20 skills format

☐

Fullscreen

☐

Instant race result

☐

Opponents car upgrade speed

Normal

Main screens

←

→

Visited screens navigation

⏮

Continue

Race screen

1

2

3

TV speed selector

⏸

Race pause

Back

Save

## Preferences

On the preferences screen you can tailor the OWM experience to best suit your needs.

1. *Language*: You can select your preferred language from the drop-down box.
2. *1-20 skills format*: By default, skills and car parts level are measured on a scale from 1-100, but if you would prefer a 1-20 scale, you can click on this box.
3. *Fullscreen*: Click on this box if you want to play OWM full screen.
4. *Instant Race Result*: Click on this box if you would prefer not to manage each race weekend and instead just skip to the result.
5. *Opponents Car Upgrade Speed*: Changing this will increase or decrease your opponent's ability to improve the performance of their car.
6. *Back*: Click on this to return to the previous screen.
7. *Save*: Click on this to save any changes you have made to preferences.

The right column gives you information on the hot keys you can press in game.



## LOAD GAME

5/03/2021 5:52:11 PM	LongCareer	×
22/08/2020 1:48:28 PM	autosave-Belluccifacing_w25	×
22/08/2020 1:43:48 PM	autosave-Belluccifacing_w24	×
22/08/2020 1:40:25 PM	autosave-Belluccifacing_w23	×

Back

Load

## Loading a Game

### Loading Previous Save Files

From this screen you can load previously saved OWM careers with a simple twostep process.

1. Click on the save file you wish to Load.
2. Click on the *Load* button.

Or simply

1. Double click on the save file you wish to load.

### Deleting Save Files

If you feel the need to free up space, you can also remove old save files.

1. Click on the “x” in the far-right column of the save file you wish to remove.
2. A prompt will appear that reads “Are you sure you want to delete file?”
3. Click on the Delete button to confirm the deletion.

You can back out of the decision to delete the file by clicking on the Cancel button.

### Other notes on the Load Menu

If you decide not to load a previous game, you can click on the back button to return to the Start Screen.

**Note:** An autosave will happen at the end of each week. Only the last three weeks will be retained, so if you ever have a bad race, you have the option to load that week and try again.



## CHOOSE YOUR TEAM

Omega GP

Car	Finance
Reputation	Engine
Drivers	Infrastructure

☒ Generate random drivers

Back

Continue

## Choose Your Team

After clicking on the *New Game* button, you will be taken to the *Choose Your Team* screen.

There are many teams to choose from and each will offer a different degree of challenge when starting out in your career, but all can be managed into a championship winning state. Below is a list of what each level refers to.

1. **Car:** This is the performance rating for the developed chassis. A stronger chassis can make up for other areas that might be lacking in your team.
2. **Reputation:** This is the reputation of the team. A higher reputation will make negotiation contracts easier.
3. **Drivers:** This is combined performance rating of the drivers who are already signed to the team when you begin managing it.
4. **Finance:** This is linked directly to the sponsorship and cash reserves that the team has at the beginning of your career.
5. **Engine:** This is the quality of the engine manufacturer that your team has signed with for your first season.
6. **Infrastructure:** This is a combined average of all the various workshops and offices that are available when you begin.

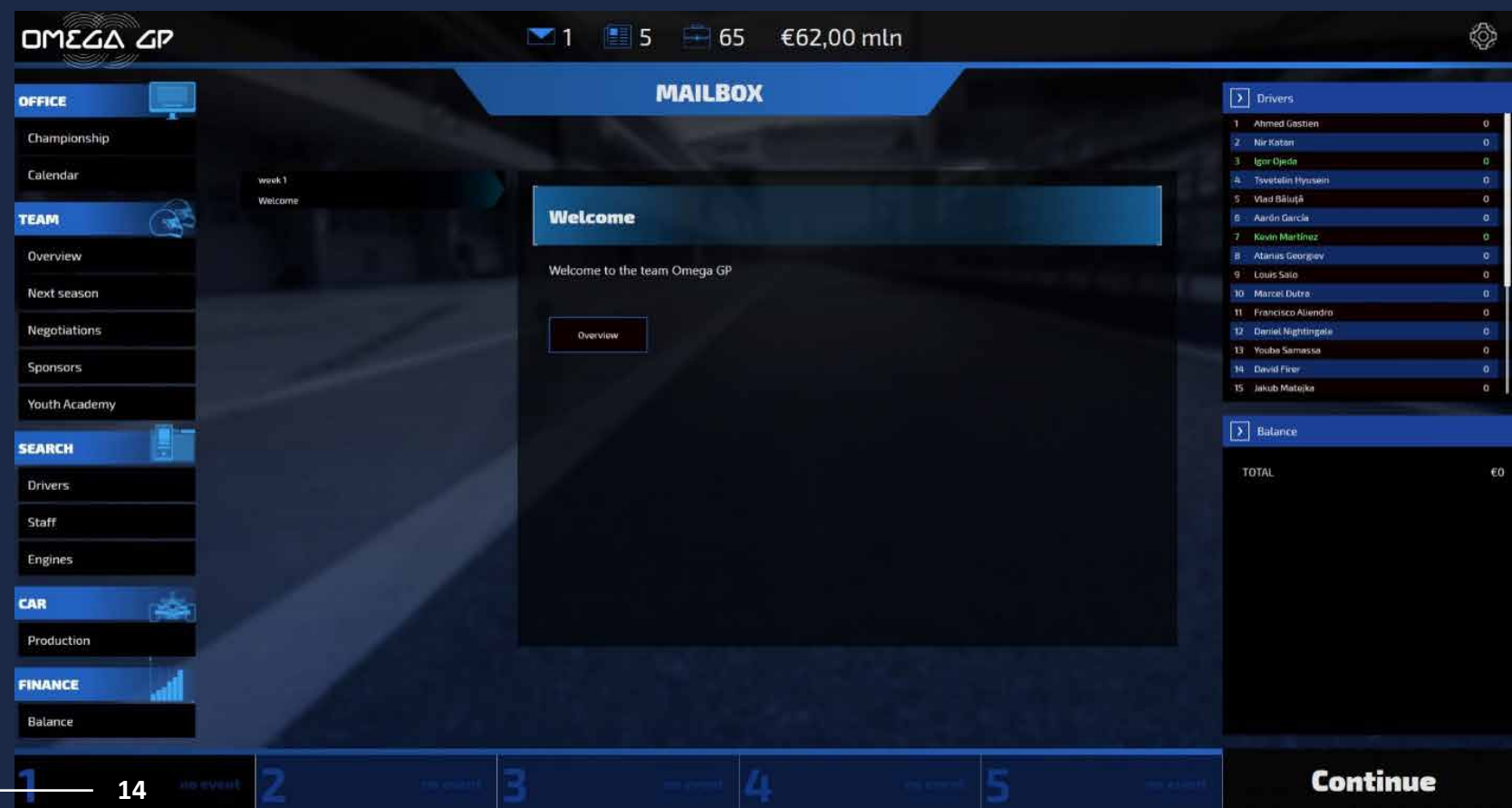
If you would like driver names to be autogenerated, you can click on the tick box and driver names will be randomised for this season.

You can select a team by clicking on it in the menu on the left of screen. To begin the season with the currently selected team click on the *Continue* button.

1. These are the different management sections that you will need to attend to through out the championship. Each of these sections will be explained in more detail throughout this guide.
2. Here you can click to open the mailbox or check on news. There is also information about how many commercial staff are available and the current money you have on hand.
3. Clicking on this button will open a small option panel that allows you to save your game, adjust preferences and quit.
4. This part of the Management screen will have the currently selected section displayed.
5. These two panels are widgets that you can set to show information that is most important to you. You can choose between:
  - a. Drivers: The current driver's championship rankings.
  - b. Teams: The current team rankings.
  - c. Buildings: Your current infrastructure projects.
  - d. Weekly Balance: Your weekly expenditure.
6. This is an overview of the events that are coming up over the next few weeks.
7. Clicking on this *Continue* button or pressing space will advance the season to the next week.

**Tip:** Make sure you have made all the management decisions you need to make before clicking on continue.

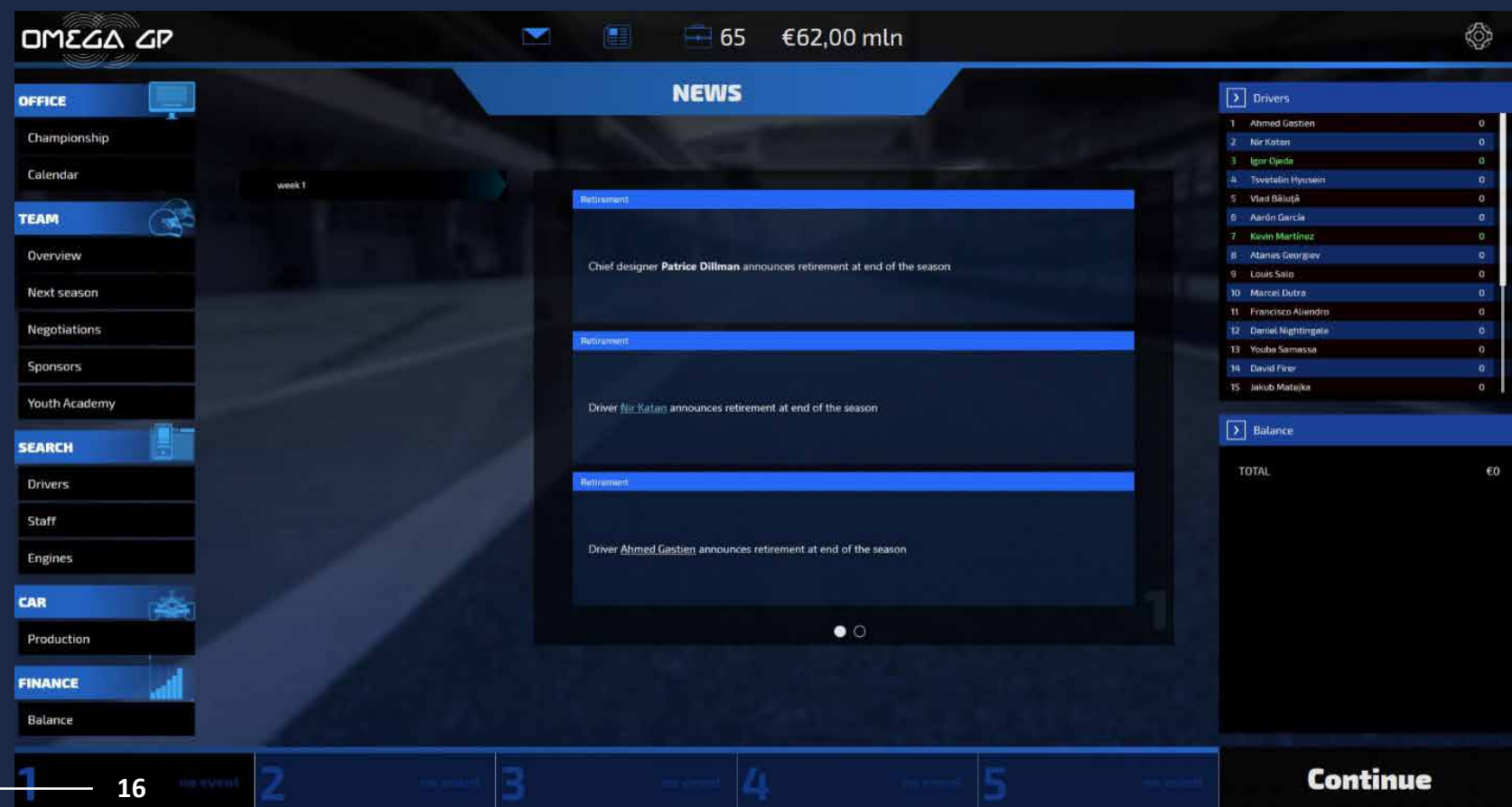




## Mailbox

In the mailbox you will receive important messages from the team. Be sure to check this regularly to find out how things are going.





## News

When you click on the news button you will be able to read through recent announcement and learn about pending retirements, and opposition performance.

OFFICE

Championship

Calendar

TEAM

Overview

Next season

Negotiations

Sponsors

Youth Academy

SEARCH

Drivers

Staff

Engines

CAR

Production

FINANCE

Balance

CHAMPIONSHIP

<> 2029 ><

Drivers

1	Aarón García	25	15	15	18	18	25	12	18	18	18	18	218
2	Harry Dawes	25	25	25	25	25	25	25	25	25	25	190	
3	Joel Hector	18	18	25	18	25	25	15	25	15	104		
4	Tan Ximbo	12	10	15	12	18	10	8	15	8	12	128	
5	Juan Galarza	12	6	18	12	4	15	18	1	15	15	122	
6	Claudinho Oliveira	6	10	4	4	8	4	2	12	4	12	74	
7	Paulus Simanjuntak	8	1	8	10	6	8	4	12	1	10	69	
8	Eros Di Francesco	15	4	10	15	12	8	2	8	8	66		
9	Atanas Georgiev	8	8	8	8	1	1	10	6	4	4	54	
10	Tsvetelin Hyusein	10	2	2	6	2	10	2	10	6	50		
11	David Firer	12	12	12	12	6	2	10	10	42			
12	Darwin Mangaha	1	6	15	8	1	10	41					
13	Youba Samassa	2	6	6	6	4	12	6	36				

Points <> Places

Teams

1	Omega GP - SED HP	408
2	Buffalo - Pearson	220
3	Black Sea - SED HP	176
4	Belucci Racing - Pearson	170
5	McFly Team - Richardson	135
6	Medved R.U. - Molnars	115
7	Force Orange - Bond	59
8	Pinardi Racing - Tarca	19
9	Villa RT - Bond	10
10	Green Energy - Richardson	1
11	Brasile - Molnars	0
12	Coral - Tarca	0

> Balance

Sponsors

€316 mln

Drivers

€209 K

Top staff

€189 K

Facilities staff salary

€1.64 mln

TOTAL

€1,12 mln

41

18

Race weekend

Argentina

42

Race weekend

Monaco

43

Race weekend

Japan

44

Race weekend

45

Race weekend

Continue

# Championship

In the Championship section you can choose between the Drivers and Teams championships with the tabs at either side of the section. You can also navigate through past and present years with the arrows, next to the year at the top of the section.

Each row has the name of the driver/team and is sorted based on their current placement in the championship. The text for your team and drivers is in green to make finding them on the table a little easier.

Each column represents a single race, and each race is represented by the flag of the country where that race is run.

At the conclusion of each race if a driver finishes in the top 10, they are awarded points based on their position.

Position	Points
1	25
2	18
3	15
4	12
5	10
6	8
7	6
8	4
9	2
10	1



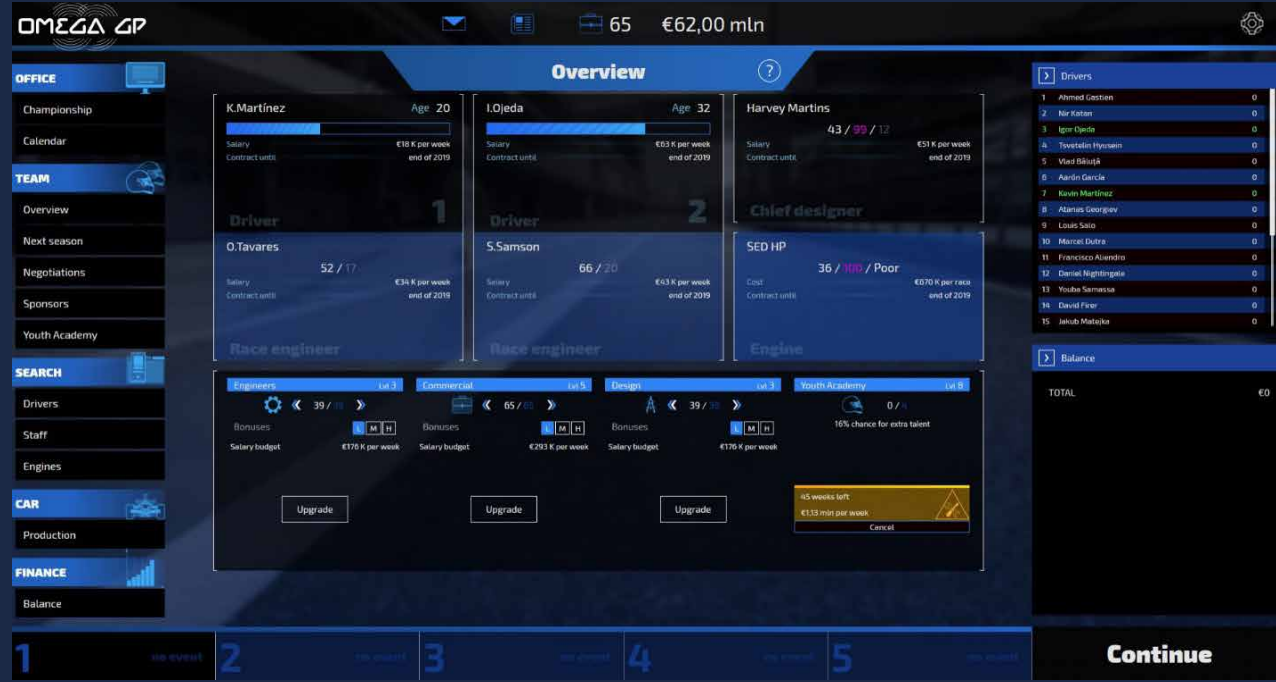
## Calendar

Your calendar progress on a week-by-week basis with 52 weeks in a calendar year.

The column on the left of the calendar section shows a list of the upcoming events and the week it will occur in. Events marked with a gear are testing events, events without a gear are races.

This section also gives you awareness of the challenges associated with each track. Take special note of the important car parts for each track. Ensuring these parts have been well developed can be the key to good result on the race weekend.

**Tip:** Try to ensure you are developing car production upgrades when testing weeks are happening as this will provide a development boost.



## Overview

The overview section gives you information on your departments and current contracts.

## Contracts

Here you can see the expiry year and cost of your current contracts:

1. **Drivers:** The skilled hires who race for your team.
2. **Chief Designer:** They oversees your cars design and production process.
3. **Race Engineers:** They fine tunes your car set ups and offer drivers support during a race.
4. **Engine:** The engine currently fitted to your car.

## Departments

Along the bottom row are your key departments:

1. **Engineers:** This is the department responsible for manufacturing your designed car parts.
2. **Commercial:** This is the department responsible for negotiating contracts.
3. **Design:** This is the department responsible for designing car parts.
4. **Youth Academy:** This is the department responsible for nurturing young drivers.

Salary levels can be changed to improve the performance of the current staff, you can also reduce staff numbers, but doing so will incur a redundancy fee.

## Upgrading Departments

You can upgrade your departments by clicking on the upgrade button. Upgraded departments will allow you to hire more workers. Which in turn will cut down the time it takes each department achieve results. Each upgrade will take many weeks to complete and have a weekly cost associated with the construction. Once a department has been upgraded, be sure to take advantage of the upgrade by hiring additional staff.



## Sponsorship

Sponsorship is an important source of passive income every week. For a new team it might be their only source of income until they start making their way into a top 10 in the Championship.

### Choosing a Sponsor Location

The sponsors section shows a diagram of your car with 8 different locations where sponsors can place their logos.

When you start out some sponsorship deals might already be in place for multiple locations on your car.

The locations that still require sponsorship can be added by clicking on the plus icon.

**Note:** Different locations on your car will yield higher sponsorship income.



OMEGA GP

40

€62,00 mln

OFFICE

Championship

Calendar

TEAM

Overview

Next season

Negotiations

Sponsors

Youth Academy

SEARCH

Drivers

Staff

Engines

CAR

Production

FINANCE

Balance

Sponsors

A

B

C

E

Technohouse

Finance

Matari Inv

Diamond Auto

Masaka Airlines

Navigator

Banana

Final Point

Best Tradition

★★

★★

★★

★★

★★

★★

★★

end of 2019

end of 2019

end of 2019

end of 2019

end of 2019

end of 2019

end of 2019

ns in progress

Drivers

1 Ahmed Gastien

2 Nir Katan

3 Igor Djeda

4 Tsvetelin Hrynsin

5 Vlad Băluță

6 Aitor García

7 Kevin Martínez

8 Atanas Georgiev

9 Louis Sato

10 Marcel Dutra

11 Francisco Aliandro

12 Daniel Nightingale

13 Youba Samassa

14 David Firsi

15 Jakub Matejka

0

0

0

0

0

0

0

0

0

0

0

0

0

0

0

Balance

TOTAL

€0

1

26

2

3

4

5

Continue

## Choosing a Sponsor to negotiate with

The sponsors with the green dots beside their name are more interested in working with you, whereas the sponsors with red dots will take a lot more effort. Your performance during each season will influence the number of sponsors who are willing to negotiate with you.

You can select the sponsor that you would like to negotiate with by clicking on the negotiation dot beside their name.

**Tip:** Red and blue dots will take much longer to negotiate, when you are starting out it is wise to focus on the green dots.

OMEGA GP

0

€56,06 mln

OFFICE

Championship

Calendar

TEAM

Overview

Next season

Negotiations

Sponsors

Youth Academy

SEARCH

Drivers

Staff

Engines

CAR

Production

FINANCE

Balance

NEGOTIATIONS

DRIVER

ENGINE

STAFF

SPONSORS

Name	Conditions	Contract term	Interest	Staff
<div>F</div> Orion	<div></div>	2019 - 2019	<div></div>	« 50/50 »
<div></div>	2.75/55		Cancel	
<div>G</div> Masuka Airlines	<div></div>	2019 - 2019	<div></div>	« 0/50 »
<div></div>	2.75/49		Cancel	

FREE STAFF - 0

Drivers

1

Ahmed Gastien

0

2

Nir Koton

0

3

Igor Djeda

0

4

0

5

0

6

0

7

0

8

0

9

0

10

0

11

0

12

0

13

0

14

0

15

0

Balance

Sponsors

€1.30 mln

Drivers

€81 K

Academy drivers

€2 K

Top staff

€128 K

Facilities staff salary

€1.11 mln

TOTAL

€57 K

2

28

3

4

5

6

Continue

## Allocating Commercial staff to Negotiations

Once you have selected the sponsor you want to negotiate with, you will be brought to the negotiations section. It is here you can set the number of commercial staff who will negotiate on a sponsorship contract. This can be done by clicking on the arrows on either side of the currently set value in the staff column. The more staff you allocate, the faster the negotiation process will be.

**Note:** If the commercial staff available reaches zero, you will not be able to add anymore staff to the negotiation. But you can increase or decrease the number of commercial staff who are working on other negotiation at any time if you need to reprioritise one negotiation over another.



OMEGA GP

0

€56,29 mln

OFFICE

Championship

Calendar

TEAM

Overview

Next season

Negotiations

Sponsors

Youth Academy

SEARCH

Drivers

Staff

Engines

CAR

Production

FINANCE

Balance

NEGOTIATIONS

DRIVER

ENGINE

STAFF

SPONSORS

Name	Conditions	Contract term	Interest	Staff
F Orion	★ ★ ★	2019 - 2019	50/50	Cancel
G Masuka Airlines	★ ★	2019 - 2019	0/50	Cancel

Orion

Term

Sponsorship

2019 - 2019

€202 K per week

SIGN CONTRACT

You can continue negotiations to achieve better conditions, but with each week the chance of cancellation of negotiations will increase.

Continue negotiations

FREE STAFF - 0

Drivers

1	Ahmed Gastien	0
2	Nir Koton	0
3	Igor Djeda	0
4	Tovetelin Hyssein	0
5	Vlad Băluță	0
6	Aurén Garcia	0
7	Kevin Martinez	0
8	Atanas Georgiev	0
9	Louis Sato	0
10	Marcel Dutra	0
11	Francisco Aliandro	0
12	Daniel Nightingale	0
13	Youba Samassa	0
14	David Firsi	0
15	Jakub Matejka	0

Balance

Sponsors	€1.30 mln
Drivers	€81 K
Academy drivers	€2 K
Top staff	€128 K
Facilities staff salary	€1.11 mln
TOTAL	€57 K

6

30

7

Testing session Monaco

8

Testing session San Marino

9

Testing session USA

10

Continue

## Signing a Sponsorship Contract

Once a negotiation has been successfully you can choose to sign a contract by clicking on the blue notepad. This will show a pop-up window with two choices.

1. Sign Contract: Clicking this will sign the currently agreed contract.
2. Continue Negotiations: You can continue to negotiate the contract, but you do run the risk of the deal collapsing each time you continue. Continued negotiations of sponsorships can yield additional funds per week, multiyear deals, or both.

There is only a small chance that continuing a negotiation will fail. When you continued negotiations, the results will come back on the following week.

If you find a contract negotiation fails or a contract is taking too long to negotiate you can clear the contract by clicking on the “cancel button”.

**Note:** Unlike other contracts, sponsorship deals can only be negotiated once they have run out and not a season in advance.

Quote

*“Money is how we keep the score in motor racing nowadays.”*

-Colin Chapman

OMEGA GP

0

€56,29 mln

OFFICE

Championship

Calendar

TEAM

Overview

Next season

Negotiations

Sponsors

Youth Academy

SEARCH

Drivers

Staff

Engines

CAR

Production

FINANCE

Balance

NEGOTIATIONS

DRIVER

ENGINE

STAFF

SPONSORS

Name	Conditions	Contract term	Interest	Staff
<div>F</div> Orion	<div>FINANCE</div> ★★1	2019 - 2019	<div></div>	50/50
<div>G</div> Masuka Airlines	<div>FINANCE</div> ★★		<div></div>	0/50

Orion

Term: 2019 - 2019

Sponsorship: €202 K per week

SIGN CONTRACT

You can continue negotiations to achieve better conditions, but with each week the chance of cancellation of negotiations will increase.

Continue negotiations

FREE STAFF - 0

Drivers

1	Ahmed Gastien	0
2	Nir Katan	0
3	Igor Djeda	0
4	Tsvetelin Hrynsin	0
5	Vlad Băluță	0
6	Aleón García	0
7	Kevin Martínez	0
8	Atanas Georgiev	0
9	Louis Sato	0
10	Marcel Dutra	0
11	Francisco Aliandro	0
12	Daniel Nightingale	0
13	Youba Samassa	0
14	David Firer	0
15	Jakub Matejka	0

Balance

Sponsors	€1.30 mln
Drivers	€81 K
Academy drivers	€2 K
Top staff	€128 K
Facilities staff salary	€1.11 mln
TOTAL	€57 K

6

32

up event

7

Testing session

Monaco

8

Testing session

San Marino

9

Testing session

USA

10

down event

Continue

## Next Season Contracts

The Next Season section shows you all the key contracts that have been signed for the next season.

At the start of a new season, you should check what hires you need to make for the next season. During the season all the teams will be negotiating at the same time, and you need to make a choice as to what you believe needs to be negotiated first with the commercial workers under your employ.

Signing contracts works in a similar fashion to sponsorship, but you can negotiate multiyear deals without having continue negotiations.

If you want to find out how your competitors are going with their negotiations, you can click on the “All team contracts” button. This will show an overview of the positions that have been filled by each team.





OFFICE

Championship

Calendar

TEAM

Overview

Next season

Negotiations

Sponsors

Youth Academy

SEARCH

Drivers

Staff

Engines

CAR

Production

FINANCE

Balance

DRIVERS SEARCH

Reset			10-50	0-100	0-100	0-100	0-100	0-100	0-100	0-100	0-100
Name	Team	Next season	Age	Speed	Concentration	Experience	Stamina	Overtake	Defend position	Aggression	Technical level
Don Collins	Belucci Racing		25	88	75	70	81	32	79	38	39
Bastian Freund	McFly Team		30	88	88	100	50	11	51	79	83
Michael Krombacher	McFly Team		30	83	54	81	45	46	68	87	23
Max Krieger	Buffalo		31	80	55	81	49	30	75	81	47
Hanko Sternvall	Green Energy		22	79	41	0	45	72	38	74	37
Malcolm Hong	Buffalo		24	74	65	60	77	83	81	87	16
Josh Long	Green Energy		17	74	77	7	50	18	64	77	23
Vincenzo Casazza	Omega GP		34	73	71	87	67	31	37	36	70
Colin McCarty	Omega GP		18	72	75	30	38	45	23	78	83
Pedro Paulo	Belucci Racing		28	70	68	71	63	17	29	88	85
Sebastian Wolf	Brasile		25	70	70	70	70	77	62	36	62
Kimi Kapanen			27	70	71	70	30	54	77	59	32
Kirill Ogorodnikov	Medved R.U.		24	70	69	50	71	60	83	21	61
Egor Antonov	Medved R.U.		24	69	70	70	65	54	59	16	66
Ilija Zelic	Black Sea		33	66	72	88	33	76	88	67	44
Simon Mignon	owc-2 Team		20	83	66	35	47	88	68	11	41
Yukio Takahara	Black Sea		26	62	55	55	68	67	30	11	46
Giuseppe Trejo			26	61	33	55	89	13	30	84	85
Ferdinand Junior	Pinardi Racing		31	60	75	80	61	51	71	82	61
Peter Deboeschere	owc-3 Team		16	60	38	11	38	70	60	11	66
Francesco Baroni	Pinardi Racing		34	58	44	78	45	52	27	67	71
Thiago Ribeiro	Coral		40	58	67	100	39	89	81	72	50
Justin Speed	owc-2 Team		21	57	59	43	89	27	35	27	87
John Rotten			24	57	31	41	78	88	29	72	75
Fernando Mendez	Coral		28	56	67	22	31	13	59	72	72
Mauro Antonelli	owc-2 Team		22	56	70	33	44	34	32	38	88
Sergey Kovalenko	owc-2 Team		19	55	69	94	80	38	80	37	60
Patryk Tutak			25	55	28	35	50	40	76	75	34
Andres Serrano	Villa RT		27	55	57	44	35	10	89	10	54
Alvaro Cordoba	owc-2 Team		21	52	55	8	58	80	79	51	65

Drivers

1	Don Collins	0
2	Bastian Freund	0
3	Colin McCarty	0
4	Malcolm Hong	0
5	Ferdinand Junior	0
6	Pedro Paulo	0
7	Vincenzo Casazza	0
8	Sebastian Wolf	0
9	Michael Krombacher	0
10	Yukio Takahara	0
11	Egor Antonov	0
12	Wesley Landzaat	0
13	Robby Putra	0
14	Carlos Silva	0
15	Roberto De Lucas	0

Balance

TOTAL €0

## Choosing a Driver

When in the Driver search section, you can sort drivers by the skill that you value the most. By default, drivers are sorted by speed.

If a driver has a contract signed for next season the name of the team will appear in the Next Season column.

If you click on a driver's name you are taken to the Driver's profile page.

Quote:

*"I think if a driver commits to a team, it's like disappearing with another girlfriend halfway through the year, it doesn't seem like the right thing to do."*

-Christian Horner

Continue







## The Driver's Journey

Each driver's journey is unique. In general terms most drivers will develop their skills more quickly in their younger years, but this is not a hard and fast rule, and part of the reason why you need to keep an eye on your drivers.

You may find a rising superstar in your driver academy stops improving once they reach 25 years of age, whilst another driver the same age continues to develop.

Once a driver reaches the podium consistently, they are likely to remain amongst the front runners until they retire, if your team provides them with a good quality car.

Whilst it might feel like you owe a driver your loyalty, it is important to frequently review their performance during each successive season.

Driver skill improvements can happen in multiple ways:

1. Participation in the young driver academy.
2. Personal development in the off season.
3. Their performance in races during the season.
4. Personal development during a season when they have not been signed to a team.

**Tip:** Eventually each driver will retire, so it is important to keep an eye out for talent that will improve your team's chances each season and remember to fund your young driver academy.

Quote:

*To do something well is so worthwhile that to die trying to do it better cannot be foolhardy. It would be a waste of life to do nothing with one's ability, for I feel that life is measured in achievement, not in years alone.*

-Bruce McLaren

1

7

89

€178,00 mln

OFFICE

Championship

Calendar

TEAM

Overview

Next season

Negotiations

Sponsors

Youth Academy

SEARCH

Drivers

Staff

Engines

CAR

Production

FINANCE

Balance

STAFF SEARCH

Name	Team	Age	Edg	Colo	Cds	Psy	Cap	Role	
James West		74		87	78			Chief designer	
Per Svensson		44		17	50			Chief designer	
Andrew Draka		71		3	82			Chief designer	
Colin Lane		49	58	26				Chief designer	
Harvey Martins	Omega GP	57	43		89			Chief designer	
Sergey Kabanov	Belucchi Racing	42	85	67	79			Chief designer	
Fernando Pena	McFly Team	47	55	28	58			Chief designer	
Gerhard Schumacher		59	68	14	75			Chief designer	
Gvido Matri	Buffalo	51		65	65			Chief designer	
Craig Douglas	Brescia	71	82	79	75			Chief designer	
Sebastian Mathis		66	85	88				Chief designer	
Patrice Dillman		70		56	77			Chief designer	
Angel Bustamante		63	41	33	59			Chief designer	
Ludovic Pollet		67	88	16	30			Chief designer	
Denis Richardson		43	43	74	88			Chief designer	
Lazslo Sebo		72	84	88	76			Chief designer	
Thiago Pinto		45	88	54	29			Chief designer	
Davor Misimovic		64	85	28	68			Chief designer	
Maxim Korotkov	Black Sea	54	67	36	64			Chief designer	
Clive Bowen	Pinardi Racing	65		13	51			Chief designer	
Alessio Martini		48	88	25	28			Chief designer	
Duncan McLaren		64	88	72	37			Chief designer	

Drivers

1	Don Collins	0
2	James Rolis	0
3	Colin McCarty	0
4	Malcolm Hong	0
5	Ferdinand Junior	0
6	Pedro Paulo	0
7	Vincenzo Casazza	0
8	Sebastian Wolt	0
9	Michael Krombacher	0
10	Yukio Takahara	0
11	Egor Antonov	0
12	Wesley Landzaat	0
13	Robby Putra	0
14	Carlos Silva	0
15	Roberto De Lucas	0

Balance

TOTAL

€0

1

42

up review

2

up review

3

up review

4

up review

5

up review

Continue

## Choosing a Chief Designer and Race Engineer

To maximise the capabilities of both your driver and the car's development you need to select key staff that will assist in areas that you need the most development and support.

A Chief Designer will oversee the design and the development of upgrades.

1. Car Design Quality: Increases the performance and quality of developed parts.
2. Car Design Optimisation: Reduces the weight of a designed part.
3. Car Design Speed: This reduces the amount of research project points that are required to design a part.

A Race Engineer will assist the driver in setting up their car and manage the driver's emotions during a race so that their morale does not drop when something bad happens. Their capabilities are:

1. Psychological: Reduces the impact of negative events on the morale of the driver.
2. Car Setup Ability: Increases the chance of getting a performance boost during the race.

You will need to contract one Chief Designer and two race engineers before the start of the next season.

To select a staff member, click on the negotiation dot in the far-right column.

Quote:

*"I don't design cars. I'm not a designer. I know what I desire to be built, I know what the end result is, the horsepower, the competition we'll be working against - but I leave it to the people who work with me to put it all together. I don't do anything."*

-Carroll Shelby



1

7

89

€178,00 mln

OFFICE

Championship

Calendar

TEAM

Overview

Next season

Negotiations

Sponsors

Youth Academy

SEARCH

Drivers

Staff

Engines

CAR

Production

FINANCE

Balance

NEGOTIATIONS

DRIVER

ENGINE

STAFF

SPONSORS

Name

Conditions

Contract term

Interest

Staff

Pearson

2020 - 2022

15/50

0/230

Cancel

FREE STAFF - 0

Drivers

1

Don Collins

0

2

Bastian Freund

0

3

Colin McCarty

0

4

Malcolm Hong

0

5

Ferdinand Junior

0

6

Pedro Paulo

0

7

Vincenzo Casazza

0

8

Sebastian Wolt

0

9

Michael Krombacher

0

10

Yukio Takahara

0

11

Egor Antonov

0

12

Wesley Landzaat

0

13

Robby Putra

0

14

Carlos Silva

0

15

Roberto De Lucas

0

Balance

TOTAL

€0

1

44

no event

2

no event

3

no event

4

no event

5

no event

Continue

## Negotiations for Engines, Drivers and Key Staff

These negotiations run in a similar fashion to sponsorship negotiations, but you also can negotiate multi-year deals during the first stages of negotiation by clicking on the arrows next to the end date of the contract.

After a few weeks, the results of the negotiation will become clear, and you can proceed to sign the contract by clicking on the blue notebook.

**Note:** Contract negotiations speed up toward the end of a season. So, do not give it up if you have a series of failed negotiations.

**Tip:** Keep an eye on the news- If a rival signs someone you are negotiating with the contract negotiation will be removed from the menu.

OFFICE

Championship

Calendar

TEAM

Overview

Next season

Negotiations

Sponsors

Youth Academy

SEARCH

Drivers

Staff

Engines

CAR

Production

FINANCE

Balance

NEXT SEASON CONTRACTS

	Engine	Driver 1	Driver 2	Chief designer	Race engineer 1	Race engineer 2
Bellucci Racing	Richardson	M.Burov	?	?	?	?
Buffalo	?	T.Hyusein	?	?	W.Monk	W.Monk
McFly Team	?	?	?	?	M.Finnigan	M.Finnigan
Green Energy	Tarca	P.Simanjuntak	?	D.Misimovic	?	?
Medved R.U.	?	H.Dawes	?	?	R.Falcao	R.Falcao
Forca Orange	?	?	?	P.Alberti	D.Meinz	P.O'Leary
Coral	?	?	?	?	?	?
Pinardi Racing	?	J.Etheridge	Y.Samassa	?	?	?
Villa RT	?	A.Manzano	?	?	?	?
Brasilia	?	C.Gómez	?	?	F.Wigg	F.Wigg
Black Sea	Molnars	?	?	?	B.Hills	B.Hills
Omega GP	SED HP	J.Ojeda	A.Garcia	P.Svensson	O.Heinz	O.Tavares

Teams

1	Bellucci Racing - Richardson	0
2	Buffalo - Pearson	0
3	McFly Team - Pearson	0
4	Brasilia - Bond	0
5	Green Energy - Tarca	0
6	Medved R.U. - Tarca	0
7	Forca Orange - SED HP	0
8	Villa RT - Richardson	0
9	Coral - Bond	0
10	Black Sea - Molnars	0
11	Pinardi Racing - Molnars	0
12	Omega GP - SED HP	0

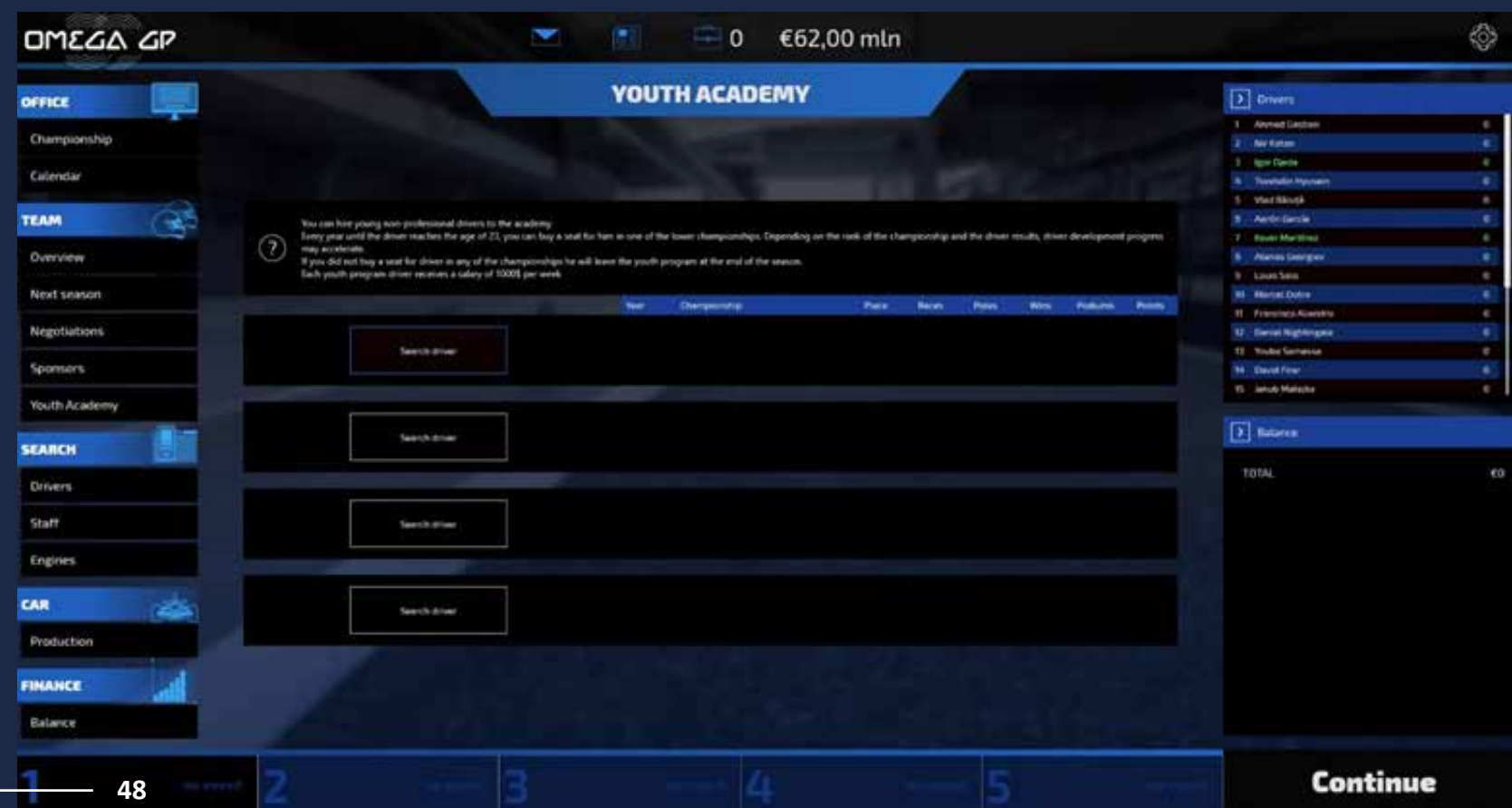
Balance

Sponsors	€641 K	▲
Drivers	€165 K	▼
Academy drivers	€2 K	▼
Top staff	€119 K	▼
Facilities staff salary	€1.11 mln	▼
TOTAL	€757 K	▼

All Team Contracts

You can view the negotiation progress for all teams at anytime by clicking on the “All teams contracts” button from the Next Season Contracts section.

Teams that have signed a key hire or engine manufacture will show the name of the manufacturer or staff member. Those yet to sign will display “?”.



## Training a new breed of Drivers at the Youth Academy

As seasons progress the Drivers competing in the Open Wheel Championship will become more expensive and as a result be more expensive to re-contract. The Youth Academy gives you the ability to train up a driver who you can then assign to your team when you feel they have gained enough experience.

The more you upgrade your youth academy, the more training slots you will open and the more effective your youth academy will be at improving the skills of young drivers so they can compete when elevated to the Open World Championship.

To find a young driver you will first need to click on the “Search Driver” button on an empty youth academy slot.

OFFICE

Championship

Calendar

TEAM

Overview

Next season

Negotiations

Sponsors

Youth Academy

SEARCH

Drivers

Staff

Engines

CAR

Production

FINANCE

Balance

YOUTH ACADEMY



You can hire young non-pro drivers. Every year until the driver is 23 years old, they may accelerate. If you did not buy a seat for each youth program driver, you will not be able to hire them.

Name	Age	Speed	Concentration	Experience	Stamina	Overtake	End position	Progress	Technical	Intelligence	Accept
Leonardo Torres	18	12	14	10	38	22	14	48	10		Accept
Liu Zhengrong	17	20	28	8	29	11	20	40	8		Accept
Uros Stopajnik	17	37	20	12	37	18	2	18	8		Accept
Liam Harkin	18	11	8	22	20	37	8	8	8		Accept
Sinan Tasar	17	28	18	23	17	3	3	39	12		Accept
Patrik Kotrik	17	33	14	24	16	11	35	32	18		Accept
Thor Kristensen	18	16	26	18	17	33	30	45	18		Accept
Nikita Dzyshkov	18	8	22	21	22	30	34	8	35		Accept
Giancarlo Ingrassia	18	2	13	8	28	11	11	40	11		Accept
Uttam Ali	17	28	13	2	14	3	30	28	23		Accept
Bojan Leustek	18	10	16	12	38	25	18	59	18		Accept
Alexey Rikhsmanov	16	39	13	16	8	26	31	54	33		Accept
Jérémy Madiant	18	2	38	2	34	18	23	47	22		Accept
Paulo Arancibia	18	25	31	17	16	14	37	30	23		Accept
Miroslav Teigl	16	15	24	17	39	39	3	3	23		Accept

For results, driver development progress

Wins Podiums Points

Teams

1	Bellucci Racing - Pearson	0
2	Buffalo - SED HP	0
3	McFly Team - Bond	0
4	Medved R.U. - Molnars	0
5	Force Orange - SED HP	0
6	Pinardi Racing - Pearson	0
7	Villa RT - Richardson	0
8	Brasile - Molnars	0
9	Omega GP - Tarca	0
10	Green Energy - Tarca	0
11	Black Sea - Richardson	0
12	Coral - Bond	0

Balance

Prizes	€80,00 mln ▲
TOTAL	€80,00 mln ▲

## Selecting a young driver

Young drivers have the same skills as regular drivers, but what you should also consider is the drivers age. A driver will graduate the youth academy at the age of 23 regardless of if you contract them to race for you in the Open World Championship. So, selecting younger promising drivers can yield better results long term.

To recruit a young driver, you just need to click on the Accept button in the far-right column.

OMEGA GP

78

€152,06 mln

OFFICE

Championship

Calendar

TEAM

Overview

Next season

Negotiations

Sponsors

Youth Academy

SEARCH

Drivers

Staff

Engines

CAR

Production

FINANCE

Balance

YOUTH ACADEMY

?

You can hire young non-professional drivers to the academy. Every year until the driver reaches the age of 23, you can buy a seat for him in one of the lower championships. Depending on the rank of the championship and the driver results, driver development progress may accelerate. If you did not buy a seat for driver in any of the championships he will leave the youth program at the end of the season. Each youth program driver receives a salary of 1000\$ per week.

	Year	Championship	Place	Races	Poles	Wins	Podiums	Points
Patrik Katrik	2030	Find championship						
Age 17	2031	Sign to the main team						

Search driver

Search driver

Search driver

Teams

1

Bellucci Racing - Pearson

0

2

Buffalo - SED HP

0

3

McFly Team - Bond

0

4

Medved R.U. - Molnars

0

5

Force Orange - SED HP

0

6

Pinardi Racing - Pearson

0

7

Villa RT - Richardson

0

8

Brasile - Molnars

0

9

Omega GP - Tarca

0

10

Green Energy - Tarca

0

11

Black Sea - Richardson

0

12

Coral - Bond

0

Balance

Prizes

€80,00 mln

TOTAL

€80,00 mln

1

52

no event

2

no event

3

no event

4

no event

5

no event

Continue

## Finding a Championship or Signing a Young driver

Once you have selected a young driver you have two options:

1. Find Championship: Click here to sign a driver up for a new championship.
2. Sign to the main team: Click here to elevate a driver to the main team if there is a position available.

Signing a driver to the main team will require no additional negotiation and they will be with you for the duration of the next season.



OMEGA GP

78

€152,06 mln

OFFICE

Championship

Calendar

TEAM

Overview

Next season

Negotiations

Sponsors

Youth Academy

SEARCH

Drivers

Staff

Engines

CAR

Production

FINANCE

Balance

YOUTH ACADEMY

?

You can hire young non-professional drivers to the academy  
Every year until the driver reaches the age of 23, you can buy a seat for him in one of the lower championships. Depending on the rank of the championship and the driver results, driver development progress may accelerate.  
If you did not buy a seat for driver in any of the championships he will leave the youth program at the end of the season.  
Each youth program driver receives a salary of 1000\$ per week.

Year

Championship

Place

Races

Poles

Wins

Podiums

Points

Patrik Katrik

2030

Find championship

Age 17

Championship

Reputation

Members

Cost

owc-2' 2030

★★★

18 / 24

€4,00 mln

owc-3' 2030

★

18 / 24

€2,00 mln

Search driver

Sign contract

Search driver

Search driver

Teams

1

Bellucci Racing - Pearson

0

2

Buffalo - SED HP

0

3

McFly Team - Bond

0

4

Medved R.U. - Molnars

0

5

Force Orange - SED HP

0

6

Pinardi Racing - Pearson

0

7

Villa RT - Richardson

0

8

Brasile - Molnars

0

9

Omega GP - Tarca

0

10

Green Energy - Tarca

0

11

Black Sea - Richardson

0

12

Coral - Bond

0

Balance

Prizes

€80,00 mln ▲

TOTAL

€80,00 mln ▲

1

54

up event

2

no contract

3

not allowed

4

not allowed

5

not allowed

Continue

## Selecting a Youth Championship

There are two youth championship categories:

1. OWC-2: Open to all young drivers
2. OWC-3: Open to drivers 19 years and younger

Once you have clicked on the championship you want your young driver to race in, you then need to click on the “Sign Contract” button. A confirmation pop-up will show you the costs associated with the championship, click on the button to confirm that you wish to commit your young driver to that season.

55

OFFICE

Championship

Calendar

TEAM

Overview

Next season

Negotiations

Sponsors

Youth Academy

SEARCH

Drivers

Staff

Engines

CAR

Production

FINANCE

Balance

YOUTH ACADEMY

?

You can hire young non-professional drivers to the academy. Every year until the driver reaches the age of 23, you can buy a seat for him in one of the lower championships. Depending on the rank of the championship and the driver results, driver development progress may accelerate. If you did not buy a seat for driver in any of the championships he will leave the youth program at the end of the season. Each youth program driver receives a salary of 1000\$ per week.

	Year	Championship	Place	Races	Poles	Wins	Podiums	Points
Sinan Tasar	2030	owc-3	0	0	0	0	0	0
Age 17	2031	<div>Find championship</div>	<div>Sign to the main team</div>					
Leonardo Torres	2030	owc-3	0	0	0	0	0	0
Age 18	2031	<div>Find championship</div>	<div>Sign to the main team</div>					
<div>Search driver</div>								
<div>Search driver</div>								

Teams

1

Belluco Racing - Pearson

0

2

Buffalo - SED HP

0

3

McFly Team - Bond

0

4

Medved R.U. - Molnars

0

5

Force Orange - SED HP

0

6

Pinerdi Racing - Pearson

0

7

Villa RT - Richardson

0

8

Brasile - Molnars

0

9

Omega GP - Tarca

0

10

Green Energy - Tarca

0

11

Black Sea - Richardson

0

12

Coral - Bond

0

Balance

Prizes

€80.00 mln

▲

Drivers

€4.00 mln

▼

TOTAL

€76,00 mln

▲

1

56

2

3

4

5

Continue

# Sign your young drivers up for another season

Be sure to check up on your young drivers during the season and most importantly, if you want them to be around next season, make sure you sign them to a championship or elevate them to the main team before the end of the current season.



OMEGA GP

0

€56,00 mln

OFFICE

Championship

Calendar

TEAM

Overview

Next season

Negotiations

Sponsors

Youth Academy

SEARCH

Drivers

Staff

Engines

CAR

Production

FINANCE

Balance

PRODUCTION

current year

	Q	R	W
Front Wing	23	29	26
Rear Wing	31	23	34
Underbody	27	27	26
Cooling	31	28	30
Sidepods	29	36	24

New upgrade 2019

next year

	Q	R	W
Suspension	30	29	29
Brakes	31	32	33
Steering	24	24	23
Gearbox	26	26	34
Electronics	28	32	25

Drivers

1

Ahmed Gastien

0

2

Nir Katan

0

3

Igor Djeda

0

4

Tavetbin Myusain

0

5

Vlad Băluță

0

6

Aarón García

0

7

Kevin Martínez

0

8

Atanas Georgiev

0

9

Louis Sato

0

10

Marcel Dutra

0

11

Francisco Aliandro

0

12

Daniel Nightingale

0

13

Youba Samassa

0

14

David Firer

0

15

Jakub Matejka

0

Balance

Drivers

€0.00 mln

TOTAL

€6.00 mln

1

58

2

3

4

5

Continue

## Developing Your Car

Developing a competitive race car is an ongoing effort. Each season will begin with minor rule changes which reduce the effective level for the following season. These changes mean that you need to make a choice on where you want to focus your production, do you make improvement to give you a winning edge this season or focus on improving the package for next season.

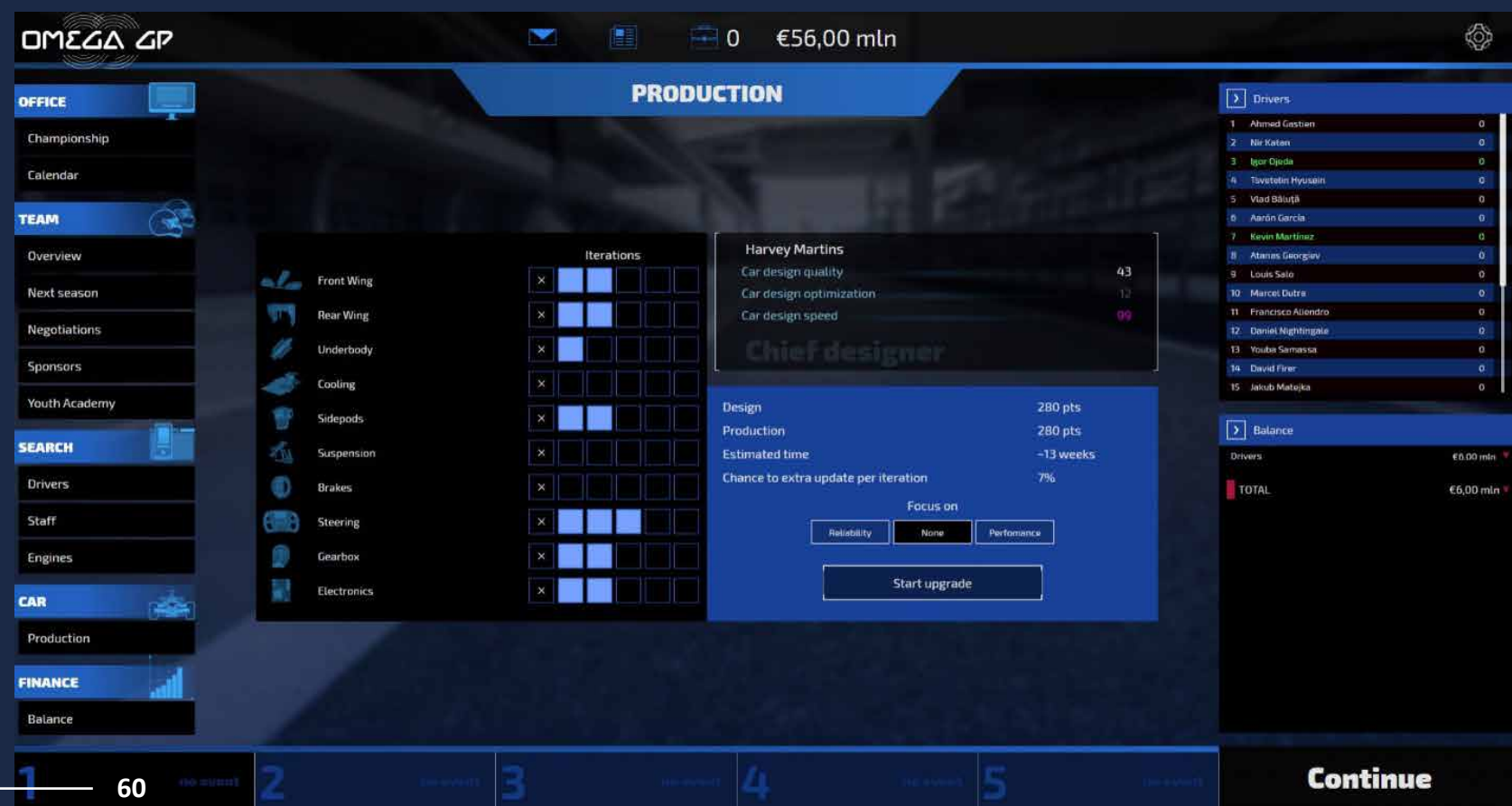
Whatever choice you make always keep this in mind:

1. Improvements to this season's car do not carry over to the next season.
2. Improvements to next seasons car will not improve the performance of this season's car.
3. The starting stats of next seasons car at the start of the season, will be the basis for performance reduction of the following seasons racing package.

So, I urge you to consider the future as much as the present when developing your car.

You can choose the next season by clicking on the “next year” button.

You can click the “New Upgrade” button to begin planning your upgrade, for this or next season.



## Planning a new Upgrade

There are multiple parts in your racing package, and you can improve them in the following ways:

1. Reliability – The part is less likely to break during a race and will function correctly.
2. None – The development is balanced between Reliability and Performance.
3. Performance – This improves the quality and performance of the part.

To improve a part, you need to click on the squares beside the part. Each square represents an iteration for a part. The more iterations you do for a part, the greater the improvements will potentially be.

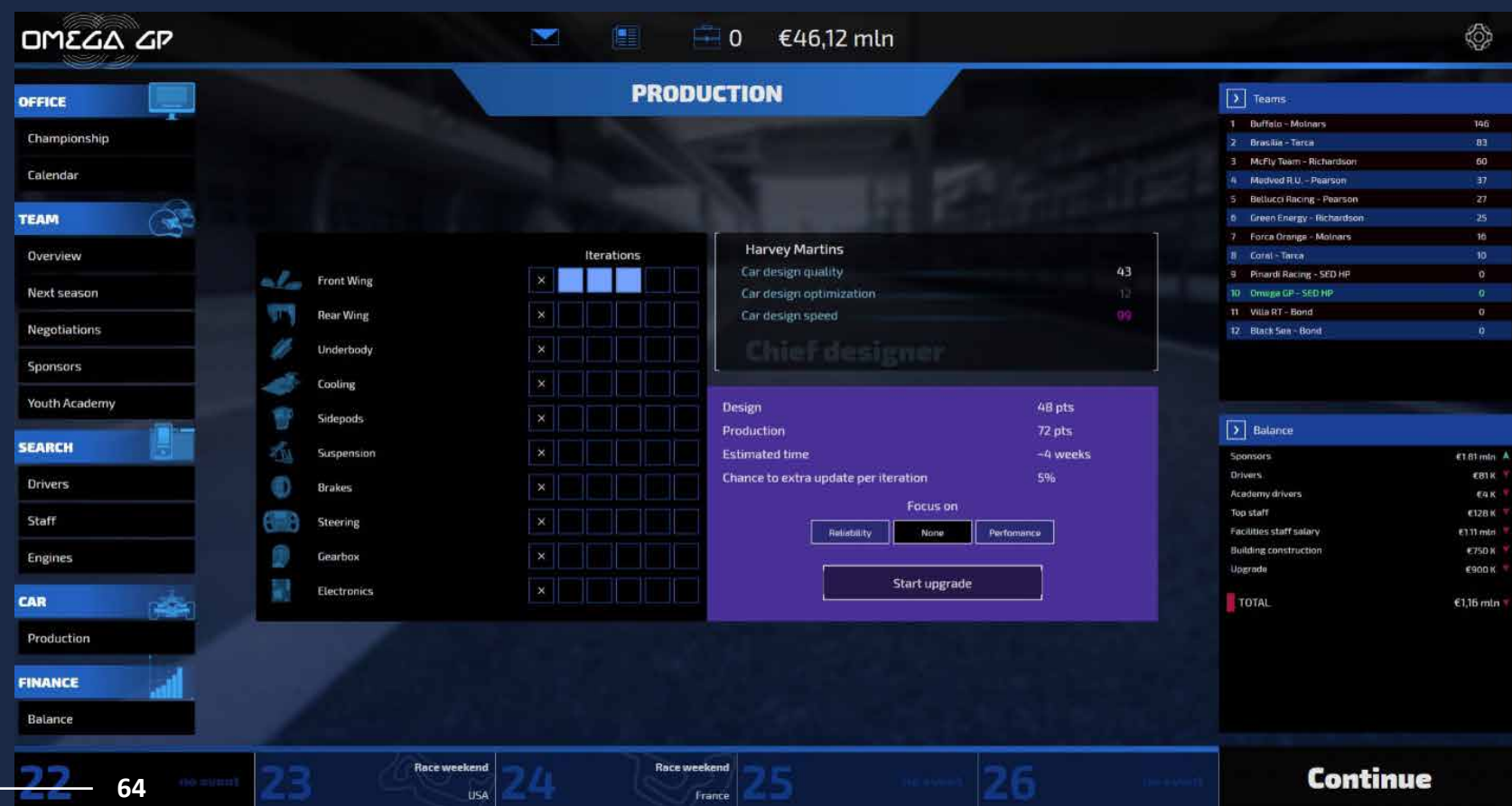
To confirm the start of a new upgrade, click on the “Start Upgrade” button.

You can work on multiple upgrades at a time, but keep in mind that when you only have a small team, the number of simultaneous parts and iterations you can attempt in a reasonable number of weeks will be small.

The time to produce an upgrade is reliant on the number of staff and your Chief Designers skills. So, remember to upgrade your facilities and hire more staff when possible.

**Note:** For an upgrade to carryover, it must start and finish in the same calendar year. So, if you find yourself in week 48, make sure you budget for a 3-week upgrade if you want it to complete by the end of the year.





## Developing upgrades for next season

Developing upgrades for next season can be done at any stage. The interface for planning next season's upgrades is the colour purple.

As with other upgrades, you will need to purchase these upgrades when the design and production is complete.

- OFFICE
- Championship
- Calendar
- TEAM
- Overview
- Next season
- Negotiations
- Sponsors
- Youth Academy
- SEARCH
- Drivers
- Staff
- Engines
- CAR
- Production
- FINANCE
- Balance

BALANCE

Name	Last week	Season
Prizes	€0	€1,00 mln
Sponsors	€3,09 mln	€60,03 mln
Total	€3,09 mln	€61,03 mln

Current balance €16,40 mln

Name	Last week	Season
Drivers	€152 K	€17,03 mln
Academy drivers	€3 K	€99 K
Top staff	€119 K	€3,94 mln
Facilities staff salary	€1,11 mln	€36,66 mln
Upgrade	€0	€2,00 mln
Engine	€0	€18,96 mln
Total	€1,39 mln	€78,71 mln

Teams

1	Belluco Racing - Pearson	324
2	McFly Team - Molnars	207
3	Buffalo - Pearson	162
4	Villa RT - Richardson	121
5	Green Energy - Tarca	104
6	Brasile - Bond	46
7	Medved R.U. - Tarca	33
8	Force Orange - SED HP	10
9	Black Sea - Richardson	2
10	Pinardi Racing - Molnars	1
11	Coral - Bond	0
12	Omega GP - SED HP	0

Balance

Sponsors	€3,09 mln ▲
Drivers	€152 K ▼
Academy drivers	€3 K ▼
Top staff	€119 K ▼
Facilities staff salary	€1,11 mln ▼
TOTAL	€1,71 mln ▲

BALANCE

The Balance section gives you an overview of your income and your expenses.

The Income is visible in the aqua table and can come from one of two sources:

1. Prize money: Money earned from your performance in the previous season.
2. Sponsorship: Sponsorship funds paid each week.
3. Driver Pays: A Driver pays to drive on your team.

The Costs for running the team is in the purple table includes the following categories:

1. Drivers: The cost of your two main drivers.
2. Academy Drivers: The cost of paying your young academy drivers.
3. Top Staff: The cost of paying your Race Engineers and Chief Designers.
4. Facilities Staff Cost: The cost of paying your commercial, design and engineering staff.
5. Upgrade: The money spent on upgrades.
6. Engine: The money paid to your engine provider.

Each table has a column for:

1. Last week: the amount of money earned or spent on that category for the week.
2. Season: The total amount of money earned or spent on that category for the season.





15	Daniel Nightingale Force Orange +0:00.991	16	Francisco Aliandro Madhead R.L. +0:01.188
17	Joel Hector Pinaroli Racing +0:01.574	18	Igor Ojeda Omega GP +0:02.291
19	Jakub Matejka Villa RT +0:02.407	20	Andy Matzuda Black Sea +0:02.424
21	Bingourou Pintor Villa RT +0:02.525	22	Vlad Băluță Pinaroli Racing +0:02.731
23	Marcel Dutra Black Sea +0:02.914	24	Kevin Martínez Omega GP

Race setup

## RACE WEEKEND - QUALIFICATION RESULT

## RACE WEEKEND

Each race weekend is split up into two parts:

1. Qualifying: This will deem the starting position of your drivers.
2. Race: This is a full-length Open Wheel Championship race.

A race weekend automatically begins when you click on the Continue button if a race is scheduled to be run that weekend.

## Qualification Result

The Qualification result is automatically generated based on the ability of your drivers and the performance of your car versus your opponents.

You can scroll through the results to see which team and driver is in what place. Your drivers will have a blue background tint, which will make it easier to identify them.

Once you have viewed the result you can click on “Race Setup” to prepare for the race.



# OPEN WHEEL MANAGER

	Name	
1	#9 Paulus Simanjuntak	1:30.347
2	#20 Alanas Georgiev	1:30.463
3	Tsvetan Hrynein	1:30.606
4	#47 Adrián García	1:30.613
5	Nino Salimovic	1:30.656
6	#19 David Firer	1:30.686
7	#11 Youba Samassa	1:30.914
8	Nir Katan	1:30.924
9	#4 Jonathan Etheridge	1:30.951
10	#6 Louis Selo	1:31.149
11	#46 Juan Gudiart	1:31.161
12	#13 Denislay Ivanov	1:31.246
13	#7 Ahmed Gastien	1:31.253
14	#14 Cecilio Gómez	1:31.260
15	#12 Daniel Nightingale	1:31.338
16	#10 Francisco Alandro	1:31.535
17	#16 Joel Hector	1:31.922
18	#29 Igor Ojeda	1:32.838
19	#17 Jakub Matejka	1:32.795
20	Andy Matzuda	1:32.771
21	#18 Bingourou Pintor	1:32.873
22	#15 Vlad Băluță	1:33.078
23	Marcel Dutra	1:33.261

**BRAZIL**

60 Laps

Tyre wear  
Normal

Fuel consumption  
Normal

Overtaking  
Easy

Water on track  
0%

Tire life  
about 21 laps

Tire life  
about 29 laps

Tire life  
about 37 laps

SELECT YOUR START CONDITION

Kevin Martínez

Fuel  
27/50  
liters

22 laps

S

M

H

L

W

W

100% 100% 100% 100% 100% 100%

Igor Ojeda

Fuel  
22/50  
liters

18 laps

S

M

H

L

W

W

100% 100% 100% 100% 100% 100%

Instant race result

Race

## Race Setup

On the race setup screen, you can view conditions and select your drivers starting tire and fuel load.

To select the starting tire, click on icon for tire type you want that driver to start on.

When selecting a tyre keep the following in mind.

1. Soft Tire: Faster lap times, shorter life span
2. Medium Tire: Normal lap times, normal life spans
3. Hard Tire: Longer lap times, longer life spans.
4. Wet: For a completely wet track.
5. Intermediate: For a track that is 50% or less wet.

To set the starting fuel load, click on the arrows to the left and right of the fuel. You will notice the number of laps below the fuel setting will increase and decrease depending on how much fuel you add to the car. When selecting your starting configuration, it is important to view the conditions and challenges on the track.

1. Tire Wear: This level lets you know how demanding the track is on your tires.
2. Fuel Consumption: This lets you know the rate of fuel consumption on this track.
3. Overtaking: This lets you know how challenging it is to overtake on this track
4. Weather Radar: Current weather prediction and percentage of water on the track.
5. Tire Life: Each tire has a different life span, and it is noted here.

You can begin the race in one of two ways:

1. Instant Race Result: Creates a setup and tactics for the race and generates a result.
2. Race: Gives you the opportunity to influence the outcome of the race from the pit wall.

**Note:** It is wise to write down the number of laps each tire will last for as this information will not be available to you during the race.





HEC	1	1:46.933
HEC	5	1:46.939
HEC	1	1:46.952
HEC	1	1:46.954
HEC	1	1:46.986
HEC	1	1:46.987
HEC	1	1:46.997
HEC	1	1:47.017
HEC	1	1:47.046
DIO	25	
SIM	25	
HEC	1	1:47.054
MAN	5	SEL
FRA	7	SIM
HEC	1	1:47.109

Standings		Bestlaps		Retired	
Name	Last	Total	Diff	Pits	Tyre
1	J.Hector	1:46.933	-0:22.292	0	
2	C.Kyung-Min	1:47.025	+0:02.543	0	
3	M.Burov	1:47.064	+0:02.961	0	
4	T.Hyusein	1:47.276	+0:10.287	0	
5	A.Manzano	1:47.301	+0:11.198	0	
6	N.Selimovic	1:47.637	+0:17.271	0	
7	E.Francesco	1:47.794	+0:21.751	0	
8	C.Gómez	1:48.126	+0:30.102	0	
9	A.Georgiev	1:48.110	+0:31.408	0	
10	C.Balta	1:48.218	+0:33.138	0	
11	D.Firer	1:48.191	+0:33.214	0	
12	H.Dawes	1:48.293	+0:38.820	0	
13	A.Metzuda	1:48.448	+0:38.225	0	
14	Y.Samassa	1:48.980	+0:38.946	0	
15	J.Etheridge	1:48.631	+0:41.717	0	
16	J.Galarate	1:49.058	+0:53.029	0	
17	L.Sato	1:49.271	+0:58.002	0	
18	D.Ivanov	1:48.374	+1:00.621	0	
19	I.Ojeda	1:49.453	+1:01.078	0	
20	A.Garcia	1:49.261	+1:01.152	0	
21	F.Aliandro	1:49.946	+1:14.362	0	
22	B.Doury	1:48.696	DNF	0	
23	P.Simanjuntak	1:47.961	DNF	0	
24	D.Nightingale	1:47.908	DNF	0	

## Race

During the race you have the option to influence the outcome with the choices that you make.

For each driver you have six drivers orders buttons:

- Tire Related Buttons:
  - Stay Out: Reduce lap time and tire wear (Opposite of Push).
  - Push! Push! Push!: Better lap times with increased tire wear (Opposite of Stay Out).
- Fuel Related Buttons:
  - Save Fuel: Reduce fuel consumption and decrease power.
  - Switch engine to mode 2: Increase fuel consumption and increase power.
- Overtaking
  - Let Him Pass: Stop defending your position from an approaching car.
  - Try to Overtake: Increase chance to overtake at the expense of tires.

This Race screen also shows you information on weather, laps remaining, and you can track the position of your cars on the track.

The speed of the simulation can be paused or played at increasing speeds. You can either click on the play/pause buttons on the interface or press space bar to pause the race and the number keys "1,2 or 3" to accelerate the simulation speed to "1x, 2x or 3x".

Most importantly you should keep an eye on the fuel and tire wear. When either of these is getting low you need to schedule a pit stop or your driver will not be able to finish the race. You can schedule a pit stop by clicking on the "Add Pit" button for your desired driver.

I.Ojeda Current position 19

Condition 58%

Fuel 9 laps 11.5 liters

LAP TIMES

LAP 23	1:49.453
LAP 22	1:49.500
LAP 21	1:49.408

PIT STOP STRATEGY

Add pit

A.Garcia Current position 20

Condition 60%

Fuel 12 laps 15.5 liters

LAP TIMES

LAP 23	1:49.261
LAP 22	1:49.187
LAP 21	1:49.316

PIT STOP STRATEGY

Add pit



Standings		Bestlaps		Retired	
Name	Last	Total	Diff	Pits	Tyre
1	N.Selimovic	1:29.486	20:18.038	0	
2	P.Simanjuntak	1:30.225	+0:11.259	0	
3	A.Georgiev	1:30.090	+0:12.985	0	
4	L.Salo	1:30.006	+0:20.103	0	
5	T.Hyusein	1:30.794	+0:20.362	0	
6	D.Firer	1:30.708	+0:20.448	0	
7	N.Katan	1:30.711	+0:20.491	0	
8	A.Garcia	1:30.902	+0:21.095	0	
9	J.Gularte	1:30.809	+0:22.432	0	
10	D.Ivanov	1:30.830	+0:22.476	0	
11	Y.Samassa	1:32.051	+0:22.519	0	
12	J.Etheridge	1:33.000	+0:22.562	0	
13	A.Gastien	1:30.985	+0:25.107	0	
14	F.Allandro	1:31.297	+0:32.311	0	
15	C.Gomez	1:31.585	+0:33.433	0	
16	I.Ojeda	1:32.319	+0:41.802	0	
17	J.Hector	1:32.741	+0:49.351	0	
18	B.Pintor	1:32.998	+0:50.861	0	
19	J.Matejka	1:32.992	+0:52.759	0	
20	K.Martinez	1:33.203	+0:55.693	0	
21	M.Dutra	1:33.419	+0:59.403	0	
22	V.Batista	1:33.715	+1:03.156	0	
23	D.Nightingale	1:30.749	DNF	0	
24	A.Matzudo	1:31.942	DNF	0	

## Pit Stop

Scheduling a pit stop during a race is an important strategic decision. There are three decisions you need to make for each pit stop:

1. Lap: The lap at which you want the pit stop to occur, this defaults to the current lap.
2. Fuel: The amount of fuel you want to add to the car.
3. Tire: This will be the tire you select

Once you are happy with your strategy click on the “Save” button. The pitstop will show in the “Pit Stop Strategy” section for that driver.

You can delete pit stops that you are not happy with at any time by clicking on the x beside the pit stop.

Keep your eyes on the weather and check to see if the water percentages are increasing or decreasing, as these elements will dictate your tire selection choices. Whilst the racing tires are good in dry conditions, Wet tires are better in the rain.

**Tip:** Make sure to check the percentage of life remaining on a tire before calling a driver in for a tire change.

K.Martinez

Current position 20

Condition 42%

Fuel 9 laps 11.3 liters

LAP TIMES

LAP 13 1:33.203

LAP 12 1:33.077

LAP 11 1:33.096

PIT STOP STRATEGY

Add pit

I.Ojeda

Current position 16

Condition 37%

Fuel 5 laps 6.2 liters

LAP TIMES

LAP 13 1:32.319

LAP 12 1:32.212

LAP 11 1:32.105

PIT STOP STRATEGY

Add pit



# OPEN WHEEL MANAGER

	Name	Team	Race time	Pits	Points
2	Louis Sato	McFly Team	+0.16.579	1	18
3	Paulus Simonjuntak	Medved R.U.	+0.17.706	1	15
4	Nino Salimovic	Buffalo	+0.21.370	2	12
5	Atanas Georgiev	Brasilia	+0.22.266	2	10
6	David Filer	Brasilia	+0.27.850	1	8
7	Yousse Samasse	Force Orange	+0.28.919	1	6
8	Aarón García	Bellucci Racing	+0.37.467	1	4
9	Nir Katan	McFly Team	+0.39.190	1	2
10	Ahmed Gastien	Bellucci Racing	+0.41.534	2	1
11	Daniël Nightingale	Force Orange	+0.53.736	1	0
12	Juan Gularte	Green Energy	+0.57.907	1	0
13	Francisco Alencar	Medved R.U.	+1.05.697	1	0
14	Cecilio Gómez	Coral	+1.11.315	1	0
15	Bingourou Pintor	Villa RT	+1 lap	1	0
16	Joel Hector	Pinardi Racing	+1 lap	1	0
17	Vlad Băluță	Pinardi Racing	+1 lap	1	0
18	Marcel Dutra	Black Sea	+1 lap	1	0
19	Kevin Martinez	Omega GP	DNF	2	0
20	Jonathan Etheridge	Green Energy	DNF	1	0
21	Andy Matzuda	Black Sea	DNF	1	0
22	Denislav Ivanov	Coral	DNF	1	0
23	Jakub Matejka	Villa RT	DNF	0	0
24	Igor Djeda	Omega GP	DNF	0	0

Team	Points
1 Buffalo	37
2 McFly Team	20
3 Brasilia	18
4 Medved R.U.	15
5 Force Orange	8
6 Bellucci Racing	5
7 Green Energy	0
8 Coral	0
9 Pinardi Racing	0
10 Villa RT	0
11 Black Sea	0
12 Omega GP	0

Lap 1: Ahmed Gastien passed Jonathan Etheridge

Lap 1: Louis Sato passed Nino Salimovic

Lap 1: Kevin Martinez on pit

Lap 2: Paulus Simonjuntak 1:36.078

Lap 2: Nir Katan passed Yousse Samasse

Lap 3: Paulus Simonjuntak 1:39.412

Lap 4: Paulus Simonjuntak 1:39.381

Lap 4: Ahmed Gastien missed David Filer

Continue

## Result

At the conclusion of the race, you will be able to review the race results and the points that have been awarded per driver and per team.

If the race was not auto generated, you will also see a table listing incidents that occurred during the race.

The text colour of your driver and team is green to make it easier for you to see find your team.

Aarón García

OMEGA GP



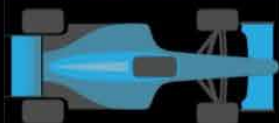
2

Harry Dawes

OMEGA GP



1



3

## Getting on the Podium

In the Open Wheel Championship, the most challenging thing for any driver or team to do is place in the top 3 positions in a race.

If one of your drivers makes it to the top position you will see an animation showing your drivers placements.

If you have the right combination in a season and can get on the podium consistently you might find yourself winning the Championship.

Quote:

“In order to finish first, first you have to finish.”

-Sir Stirling Moss



# End of Season Prize Money

The Open Wheel Championship is a team sport, and the prize money is awarded based on the combined points totals of both of your drivers.

**Note:** Do not be disheartened if it takes a few seasons to make your way into the Top 10 to earn some prize money. A well-managed team can survive on sponsorship deals alone.

Position	Earnings
1 <sup>st</sup>	80 million euros
2 <sup>nd</sup>	70 million euros
3 <sup>rd</sup>	60 million euros
4 <sup>th</sup>	50 million euros
5 <sup>th</sup>	40 million euros
6 <sup>th</sup>	30 million euros
7 <sup>th</sup>	20 million euros
8 <sup>th</sup>	10 million euros
9 <sup>th</sup> or lower	1 million euros

Quote:  
“You don’t expect to be at the top of the mountain the day you start climbing.”

-Ron Dennis





## SAVE GAME

27/06/2021 7:52:02 PM	autosave-OmegaGP_w52	X
27/06/2021 7:51:51 PM	autosave-OmegaGP_w51	X
27/06/2021 7:51:48 PM	autosave-OmegaGP_w50	X
25/06/2021 5:11:17 PM	LongCareer	X
22/06/2020 1:48:28 PM	autosave-BellucoRacing_w25	X
22/06/2020 1:41:46 PM	autosave-BellucoRacing_w24	X
22/06/2020 1:40:25 PM	autosave-BellucoRacing_w23	X

Back

Save

## SAVING

Autosaves happen each week and the last three weeks autosaves are retained.

You can also manually save your progress by clicking on the option button on the top right corner of the management interface.

To save your game,

1. Type the name of your save game into the text field.
2. Click on the Save button.

If the save file has the same name as one of your previous save games, you will get a warning before over-writing occurs.

You can delete save files you no longer wish to keep by clicking on the “x” in the far right column.

**Note:** You can not save your game mid-way through a race.

# Tips for a new Open Wheel Manager

## Keep the Cash Flowing

Always fill the sponsorship slots on your car and attempt to stagger the renewal periods of your sponsors so you only need to renew 50% of the sponsors at the start of a season. This will mean you have cashflow early in the season so you can focus your commercial staff on negotiating engines and key staff.

## Run the numbers before upgrading a facility.

Upgrading your engineering, design, commercial and driver increases your team's productivity, but the costs of these upgrades is substantial and can take more than half a year. Work out the cost and look at your current balance before committing to the

## Make sure you have money to pay for your upgrades.

There is no worse feeling than not being able to manufacture an upgrade your team has developed. The costs of these upgrades are low, but if you have a balance below 5 million euros, it is not wise to develop multiple upgrades at a time.

## Split your race strategies.

In wet weather and for challenging tracks that are tough on tires, it is wise to give your drivers two different strategies in case one does not pay out. It is better to have one driver in the points than neither because you chose the wrong strategy.

## There is no Loyalty when money is involved.

Engine Manufacturers, Drivers and key staff will sign with the first team that they complete negotiations with. So, prioritise your negotiations so that you do not lose any of the key ingredients for your teams ongoing success. It is also wise to stagger contract end dates so that you only need to choose between one or two key contracts per year.

# Credits

**Programming** - Ivan Borsch

**Design** - Yanina Perets

Quote:

*"When you win a Grand Prix, it's the culmination of everything coming together. Not just trackside, but behind the scenes."*

-Christian Horner

# Notes

.....

.....

.....

.....

.....

.....

.....

# Notes

.....

.....

.....

.....

.....

.....

.....



**MICRO PROSE®**

 **PAPRIKASH**  
WORKS